




- ☺ Be sure to get to the bus stop in plenty of time. **Five minutes before the bus comes** is plenty of time to talk with your friends, and be there in time for the bus.
- ☺ If you leave too late you have to rush, like this big fella to the right. It is much easier to trip and fall when you are rushing.



- ☺ **Make sure the bus is stopped before you try to get on.** There is up to 6 tons of school bus rolling down the road towards you, and we don't want you slipping under the wheels.
- ☺ After the bus stops and the door opens then you take firm hold of the handrail and get onto the bus. Be careful here, too! It's a big step for a little person.
- ☺ **Never push** while getting on or off the bus.

☺ **When you get on the bus go right to your seat and sit quietly.** The driver can't keep asking a whole lot of kids to behave and concentrate on driving the bus safely at the same time. Pretend you are out with your parents, driving in the car, and make them proud of you!

☺ **Obey the driver as you would your parents.** Your bus driver is just as concerned with your safety as they are. When the driver asks you to do something or stop doing something, don't talk back or make a fuss. There's good reason for it.

☺ See how clear the aisle is on this bus to the right? **Make sure all your things are securely zipped up in something like a backpack, and kept on your lap during the bus ride.**

☺ Be sure to keep all parts of your body **inside the bus at all times.** You shouldn't be waving or sticking your head outside the window.



- ☺ **Behave yourself at the bus stop.** You won't be completely safe from traffic unless you stand way back from the curb, and don't push or wrestle with your friends. Stay put, and then line up nicely when the bus comes.
- ☺ **Be sure to listen to any adults supervising at the bus stop.**


☺ The bus driver should be able to see you at all times when you are getting on or off of the bus.

☺ If you have to cross the street to get on or off the bus you will have to pass in front of the crossing gate.

☺ If you stay on the side of the street you get out on when you leave the bus, be sure to get well away from the bus.

☺ If you have to cross the street when getting on or off the bus be sure to take ten steps forward from the front of the bus before crossing, (follow the arrows in the bus to our right).

☺ The driver has a good view of the road from way up in their seat. Watch the driver to see when to cross the road. If you have a safety patroller, follow your patroller's direction.



THINK THINK THINK,
SAFETY!



☺ You are much more important to us than a jacket or a school book. **Never, ever, run behind or in front of the school bus** to pick up something that you dropped, or forgot. Wait for the bus to move on and then pick it up. This is how most students get




hurt.

☺ We call the shaded area around the school bus **THE DANGER ZONE**. You should always try to stay out of



☺ Be sure to go home right after getting off the bus unless you have permission from your parents to do otherwise. We know you can hardly wait to play after a day at school but we'd rather have you playing at home where you are safe than playing out in the street.

☺ It is great having an adult meet you at the bus stop since you won't have to cross any busy streets unsupervised that way.



☺ It's ok to tell your bus driver or parents if someone is bothering you at the bus stop or while you're on the school bus. We can only help if we know something's wrong.

☺ **AT RAILROAD CROSSINGS REMEMBER TO BE QUIET.** The drivers are looking for a train and he/she is also **LISTENING** for a train.
ABSOLUTE SILENCE.

